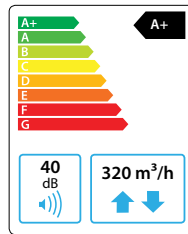


Domekt R 300 V

Maximal air flow, m ³ /h	320
Panel thickness, mm	30
Unit weight, kg	28
Supply voltage, V	1~230
Maximal operating current, A	HE4
Thermal efficiency of heat recovery, %	85
Reference flow rate, m ³ /s	0,062
Reference pressure difference, Pa	50
SPI, W/(m ³ /h)	0,28
Filters dimensions BxHxL, mm	290x205x46
Electric power input of the fan drive at reference flow rate, W	30
Electric power input of the fan drive at maximum flow rate, W	72
Electric air heater capacity, kW / Δt, °C	0,5/6,2
Control panel	C6.1 / C6.2
Maintenance space, mm	450



The photo is intended for informational purposes only. exact details may vary.



C6.1



C6.2

Acoustic data

A-weighted sound power level L_{WA} , dB(A)
at reference flow rate

Supply inlet	52
Supply outlet	60
Exhaust inlet	52
Exhaust outlet	60
Casing	40

A-weighted sound pressure level L_{PA} , dB(A)

10 m² normally isolated room, distance from casing – 3 m.

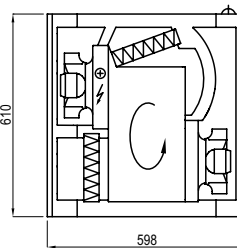
Surroundings	30
--------------	----

Temperature efficiency

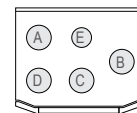
Outside temperature, °C	Winter					Summer		
	-23	-15	-10	-5	0	25	30	35
After heat exchanger, °C	15,0	16,3	17,0	17,8	18,6	22,5	23,2	24,0

indoor +22°C, 20 % RH

Shown as left (L1)



Shown as right (R1)

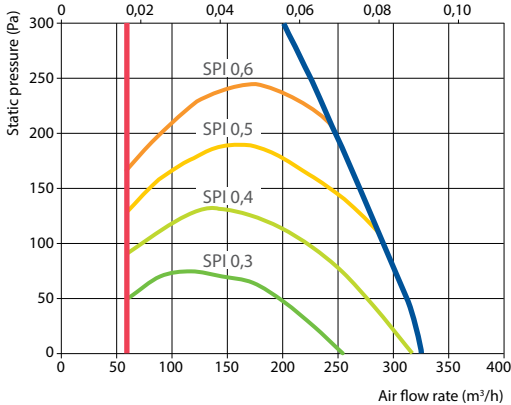


- A outdoor intake
- B supply air
- C extract indoor
- D exhaust air
- E additional extraction connection (by-pass – extraction without heat recovery)

Performance

Unit with standard equipment

Air flow rate (m³/s)



Accessories (p. 120)

Closing damper	AGUJ-M-160+LF230/LM230
	A/D AGS-160-50-600-M
Silencer	B/C AGS-160-50-900-M
Water heater	DH-160
PPU	PPU-HW-3R-15-0,4-W1

2-way valve (water heater)	VVP47.10-0,4
Water cooler	DCW-0,4-3 / DHCW-160
2-way valve (water cooler)	VVP47.10-1,6
DX cooler	DCF-0,4-3